

# STONE RILEY'S "SHAMAN TAROT JOURNEY" SERIES

Record Of My 43-Year Adventure With A Wise Companion

By An Old New England Druid Of British Isles Tradition

(One of approx. 4,000 founders of American Paganism)

(Veteran of Soldiers' Rebellion during Vietnam War)

A part of my blog "Stone Riley Druid Classroom"

Fyi: There's a menu of web links on page 2.

By Stone Riley - Creative Commons 2022 - Free Art: No copyrights!!

---

## = Overview Of This Series =

### A Bit More Explanation:

This comes at a moment in My Old Age, and in Earth's Climate Catastrophe, when i finally see Shamanism as what it always was: The Unifying Fact of My Life's Work. You understand, it's both strange and good to grasp your Natural Instinct as your Adequate Concept. Like: Maybe i evolved for this: Strive for Humanity and Earth together? Nice if true! (Fyi: Rebirth is real.)

These 3 writings do span my Tarot career 1979 thru 2022. Part 1: "Tarot Secrets.." was written last week but summarizes clear back to the start. Part 2: "My Cartomancy.." is verbatim excerpts of most of the trip. Part 3: "Invitation.." is roaring elemental mythic verse, from me to myself, in my first weeks of Tarot study.

This short collection also wraps up a long one, my Friendship Series. Those writings welcomed new friends to Shamanism; These hope to put shamanism's supreme tool in their hands - Practical Wisdom - and show how to use it.

And what use, out of all its worthy uses, do I most hope they'll put their wisdom to? **TO COOPERATE WITH EARTH SPIRITS ON CLIMATE CATASTROPHE!**

But how? First read the roaring poem that forms this collection's climax. Stand on giants' shoulders! Walk the seashore, swim the sea! Shamanism **proves:** MIND is cosmic, MIND is limitless, and its substance is truth and love. We can be mighty beings if we live in truth and love.



"At The Forest Gate"  
Acrylic on paper -sr

My first meeting with Forest Spirits, planning how to cooperate on Climate Catastrophe.

## **“Shaman Tarot Journey” Series \* Series Overview**

cc Stone Riley 2022 \* Page 2 of 17

Fyi: The parts of this booklet are posts on my blog: [Stone Riley Druid Classroom](http://StoneRileyDruidClassroom.com).

---

About the painting above: My first meeting with Forest Spirits, planning to cooperate on Climate Catastrophe. That happened here 4 years ago on the path to the Fairy Meadow out back. I didn't live here yet; was visiting for Beltaine, the Pagan spring holiday.

Well, that afternoon a fellow Elder, knowing me a Fairy Doctor, sent for me and told the Astonishing News common enough in old stories: An INVISIBLE WALL, like a sci-fi force field, obviously special Fairy work of course, had come into OUR REALITY, blocking the path out back.

Surprising to say the least. I went down the path and found it, a spot where it's first like walking into a wind, then next step you're immersed in transparent ripples and can't even put your foot out.

So i finally believed the old tales. But it was transparent to my Psychic Vision and over there one of the Fair Folk stood looking friendly, by a tree, and they said they'd go get someone. So here came a GIGANTIC being, a messenger from NORTH AMERICA's FUNGI WEB(!!) So we parleyed.

Me, i promised to promote the idea of killing Evil God Money. Also i'll recruit Human Psychics to the struggle. They or It promised Fungi Web can figure out how to, with Human Tech and Psychic help, gather, digest, and neutralize the dmn poisons. And yes, this is all true.

So, like i always tell shamans: GOOD LUCK! -sr

### **Finding stuff on the web:**

Download this Pdf booklet .....[www.stoneriley.com/grab40](http://www.stoneriley.com/grab40)

(It opens, then save it on your device.)

This booklet in blog posts:

Overview ..... [www.stoneriley.com/grab40blog](http://www.stoneriley.com/grab40blog)

Part 1: The Tarot Secrets I Know ..... [www.stoneriley.com/grab37blog](http://www.stoneriley.com/grab37blog)

Part 2: My Cartomancy Method ..... [www.stoneriley.com/grab38blog](http://www.stoneriley.com/grab38blog)

Part 3: Invitation To A Student Of Tarot ... [www.stoneriley.com/grab39blog](http://www.stoneriley.com/grab39blog)

(There's also a navigation bar to jump between them.)

Audio Mp3 file of a dramatic reading:

Part 3: Invitation To A Student Of Tarot ... [www.stoneriley.com/grab39audio](http://www.stoneriley.com/grab39audio)

(It opens, then save it on your device.)

Big menu of free booklets ..... [www.stoneriley.com/grab21](http://www.stoneriley.com/grab21)

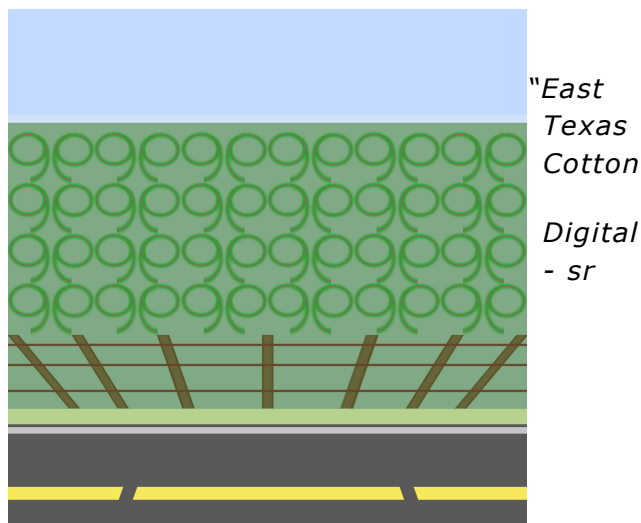
Front page of my whole blog ..... [www.stoneriley.com/druidclassroom](http://www.stoneriley.com/druidclassroom)

**= Part 1: The Tarot Secrets I Know =**  
**(They're not really secrets of course,**  
**just relatively unknown.)**

>The not-quite-secrets  
of Tarot reading??

1: Above all else: Clarify and focus  
your thoughts!

Somehow, when your hand  
reaches out to pull a card, the  
thoughts that are foremost in your  
mind AT THAT MOMENT will be  
answered. ..



.. .. (And i have spent a month researching, repeating the same test,  
sitting in New Hampshire fast food restaurants, using simplified cards with  
random people, to learn precisely that astonishing seeming-violation of  
the obviously-misunderstood Laws of Physics.) .. ..

.. .. So, if your thoughts are wandering at that crucial moment when  
your hand moves to pull a Tarot card, your reading will go vague.

>So okay; Let's talk  
like Shamans:

2: Your hand has intelligence and psychic  
powers of its own!

When pulling cards, trust YOUR HAND as a  
CONSCIOUS Friend and Ally. .. Speak to your  
friend clearly in your mind, let it move WHERE  
IT WISHES, and it will, QUITE MYSTERIOUSLY,  
find the right cards.

(Confirmed in my weird experiment.)



*"The  
Author's  
Hand"*  
  
*Photo  
- sr*

## "Shaman Tarot Journey" Series \* Part 1: The Tarot Secrets I Know

cc Stone Riley 2022 \* Page 4 of 17

Fyi: The parts of this booklet are posts on my blog: "Stone Riley Druid Classroom"

---

>So let's take that as fact  
and move on:

3: Top criteria to buy a deck:  
Get one where you can read  
the pictures.


Huge blocks of complex  
information must be shared, as only  
pictures can.

.. IDEALLY: Find several decks  
whose pictures overflow the visual  
channel, even WHISPERING to you, then between them choose your mate.

.. But: Secondary criteria are important:. Your deck must agree with  
your morals!

.. And artists always breathe myth into a deck; your deck's myth should  
rouse your imagination to the task.

(All of this much like a good spouse.)



*"Nude With  
Zither"*

*Wax crayon  
- sr*

>And wandering further  
afield:


4: Major Arcana symbolism lies deep  
in Western European culture.

.. For it's derived from the Stone-  
henge Astrology of the turning night  
and daytime sky!

.. While the Minor Arcana clearly  
seems to be a diagram of Earthly  
Alchemy, come west in later history,  
no doubt from Africa or Asia, surely  
thru the Eleusis wisdom keepers of Greece!

.. So you might ponder this rich landscape, when choosing your path,  
between Tarot and non-Tarot card decks.

(Tarot has such rich mythology!)



*"Sketch  
Of The  
Sun"*

*Ink pen  
on  
paper  
- sr*



## "Shaman Tarot Journey" Series \* Part 1: The Tarot Secrets I Know

cc Stone Riley 2022 \* Page 5 of 17

Fyi: The parts of this booklet are posts on my blog: "Stone Riley Druid Classroom"

---

>To sum this up:

5: A Tarot session is a Shamanic Journey into magic landscape.

That's PRECISELY what our magic is!

.. For why does any Shaman ever go out walking into myth?

.. To find and return with Medicine for someone!

.. Like a successful Tarot Reader does!

(Perhaps: By opening your concepts, this increases your powers.)



*"Sketch Of The Sun"  
Ink pen on paper -sr*

**>You know, There is a discipline called Scientific Metaphysics.**

(The Wikipedia science article just calls it "Metaphysics".)

.. Yes, Serious Scientists talk the Laws of Physics, and the Laws of Mathematics, to say strange things:

.. Universes like bubbles, within bubbles, piled on bubbles, separated only by thin membranes, but all with differing realities;

.. Things far stranger to us Humans, than Human Magic is.

.. And truly, Since we think, therefore Mind is obviously real, And what is Mind if not Infinite Imagination?

.. Yet we, in thinking this, seemingly posses Mind.

**.. Is it all a bargaining process?**

.. And in attempting explanations, Advanced Mathematics has recently decided Information is CONSCIOUS, just as physical as Matter!

.. As if that solved our logical problems!



*"Universes"  
Acrylic & digital -sr*

## "Shaman Tarot Journey" Series \* Part 1: The Tarot Secrets I Know

cc Stone Riley 2022 \* Page 6 of 17


Fyi: The parts of this booklet are posts on my blog: "Stone Riley Druid Classroom"

.. It's even been computed Consciousness IS Reality! Stranger than Shaman Land which feels solid;

.. But aren't those computations demonstrations of Shamanic Reality?

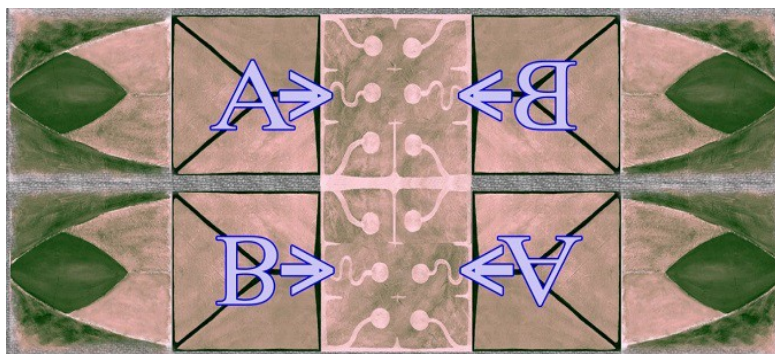
**.. It was so strange to sit in fast food restaurants, reliably repeating the same astonishment.**

.. But i did create a Tarot deck from those simplified cards, and gave it a VERY Shamanic name: "Singing Fish".



*"E Is For Eggs"  
From Singing Fish Tarot*

**= Part 2: My Cartomancy Method =**  
**= In 2004, 2021, 2016 & 2020 =**



"Cartomancy"  
Acrylic & digital -sr

### Explanation

I have excerpted four different descriptions, in different divination applications, of my Mind-Freedom method for Cartomancy (ie. divination with cards). With these instructions i mapped my exploration of Shamanic Landscape in those years.

On the other hand, reading 2004's is probably all you'll need to do good magic.

-----  
**Written in 2004:**

### **Instruction cards inside the "Simple Tarot" deck**

This is my first deck's 3rd and final edition. But this deck's 1st edition was 25 years before.

For all those years i'd been making copies of it by hand, printing on heavy paper on copy machines from master sheets, then applying transparent plastic, then carefully cutting out new cards.

I replaced my deck when it wore out, and gave a few as gifts.

All that time i read for the public with those homemade cards, using my Cartomancy Method, perfecting it, and teaching it. But the only written instructions were my private notes.

So what happened in 2004? On-line computer technology.

Suddenly you could buy a bigger home computer, buy and learn picture editing software, up-load your finished files to a do-it-yourself website, and have clean fresh decks delivered by mail.

So that's when i wrote these instructions: After 25 years of reading and teaching Tarot with my method.

And i started giving these decks, with these instructions printed on extra cards inside the box, for free to many students. (As you'll see, part of my method is to teach Tarot to your client.)

**> After reading these instructions,  
> you might just grab your cards,  
> and skip the rest of this blog post.**

## "Shaman Tarot Journey" Series \* Part 2: My Cartomancy Method

cc Stone Riley 2022 \* Page 8 of 17

Fyi: The parts of this booklet are posts on my blog: "Stone Riley Druid Classroom"

---

### **The 2004 Instructions**

Amaze and delight your friends by giving them good advice and useful suggestions. {-Parody of the classic advert on the back of a Ouija box.-}

A Tarot deck specifically designed for practical use in counseling, by both professionals and amateurs.

The elaborate arcane detail of most versions has been vastly reduced while the deep philosophical and psychological content of this ancient tool have been retained by modern art techniques.

Easy to learn – a lifetime to master. {-Truthful quote from the old Ouija Oracle's box.-}

Note: Your experience in having serious conversations with people about life's difficulties will be far more useful than any prior experience or training with Tarot.

How to get started: Here's a good method to try first.

Sit beside the client at a table. Turn all the cards face up and briefly glance at them in a quite informal way. Explain that the pictures all speak of human life. Tarot was developed by many people over many years as a tool to help us sort out our confusions.

Turn the cards face down and mix them up. Ask the client to help. Still face down, spread them neatly across to left and right.

Ask the client to bring to mind some important aspect of their situation, something for which they would like a helpful piece of advice, or a hint of how to see things.

Emphasize that it does not need to be an "earth shaking" issue, but just needs to be something for which they genuinely could use a bit of wise impartial observation. Suggest they can close their eyes.

Tell them: When the issue is extremely vivid in their mind, as vivid and real as it could be, they should reach out and pick a card. When they do so, have them turn it over and look at it. Study this card with them and discuss what it might mean.

If necessary as an aid to the conversation, invite them to explain what the issue was.

Proceed as needed with more cards, on the same or other issues. Feel free to pinpoint the details of an issue for the client, or request clarification from the deck.

When otherwise finished, you may want to ask a final question: "Please: What else should we know?"

Then when all is finished, express gratitude for what was learned, close the deck respectfully and put it away.

### **Further Study:**

There are many books, good and bad, about Tarot but it is far better to study the deck itself. At the start of each week choose a few cards to carry with you. Watch for things represented on the cards to appear in your life.

Indeed, the essence of your study is this: Learn to read the pictures real life presents to us.

– Peace through justice. –

**(End of the 2004 instructions.)**



## "Shaman Tarot Journey" Series \* Part 2: My Cartomancy Method

cc Stone Riley 2022 \* Page 9 of 17

Fyi: The parts of this booklet are posts on my blog: "Stone Riley Druid Classroom"

---

**(You might consider all the rest  
to be optional reading.)**

-----  
**Written in 2021:**

A blog post .. "New England Style Fortune-telling Introduction"

It is a long post discussing many matters of the time. This excerpt not only describes my Cartomancy Method; it tells you how to teach cartomancy BY SURPRISE, in imitation of the classic shamanic teaching method in Zen Buddhism.

### **The 2021 Instructions**

Give the whole deck of cards, right in front of Student, and say:: "Take them in your hands, spread them out, faces up to look at;" and you start doing it, to encourage this startling familiarity.

Now point to a card, one you know personally, hand it to them, and BRIEFLY tell a tale, from your stash of Fortuneteller Lore, or compare two cards, or tell a phrase or picture you love.

And all this at the start has one main purpose: Reveal that the deck's an Intelligent Being, and IT IS FRIENDLY.

When Student seems to understand, turn the cards face down, stack them up, put the stack right in front of Student again, and spread the cards, enticingly, to left and right.

Now DEMAND that the Student MUST go get one question, from the center of their heart, one quite sincere question, really important, and you ABSOLUTELY REFUSE to proceed if they try to FAKE with a question they don't care about.

(Believe me, do this to wake up any

Amateur Scientists, to transform them into Earnest Seekers.)

Nowadays, i notice the slowest to commit are Young People, the opposite of my youth, when we were avid for The Occult, while the Older Generation clung to faith in War and Money.

Nowadays (surprise!): It turns out Magic didn't save the world from War and Money, so i say my role includes finding a door that does open for them.

And so yes, For an Earnest Seeker reluctant to accept the Objective Reality of their new Magic Friend, i have this humbling suggestion:

They ask their question out loud, talking TO THE DECK, and at the end of that, they tell the deck "PLEASE", before they're allowed to draw a spread of cards.

And once they muddle thru, or breeze thru, that::

A: Teach the simplest clearest spread that would be of use, to just begin addressing their question, and go slowly.

B: Open your MENTAL TELEPATHY RECEIVERS Wide, to perceive every nuance of the intimacies they'll show you.

C: Whenever possible, give them hints but not answers.

D: Here's an awesome tool when you don't know what to say; You ask: "What should i tell this person?" and you draw a card.

E: At the end, you DEMAND they THANK THE DECK.

F: And i guess i leave the rest to you.

**(End of the 2021 instructions.)**

## "Shaman Tarot Journey" Series \* Part 2: My Cartomancy Method

cc Stone Riley 2022 \* Page 10 of 17

Fyi: The parts of this booklet are posts on my blog: "Stone Riley Druid Classroom"

---

### ----- **Written in 2016: My general handbook "Documents For The Reader"**

This handbook came after publishing my 2nd Tarot deck, while dashing into experimental Design Research (which turned out to take several years, and yielded a surprising design) for my 3rd.

So in that transition, i quickly wrote and advertised this thin book, and had it manufactured as a personally-distributed paperback, (like throwing out an anchor for my work,) as the Permanent Companion of ALL my Tarot decks, whatever and whenever they might be.

### **The 2016 Instructions**

#### **> How To Start Reading Tarot**

Note: Your experience having serious conversations with people about life's difficulties will be far more useful than any prior Tarot experience. Also: If you're thinking of doing readings for yourself, while you study these suggestions pretend you are both the people mentioned.

If you have an easy reading deck – like Simple Tarot, Spirit Hill Tarot {my 1st & 2nd}, or many others {including my 3rd} – here's a good method to try first.

Sit at a table with your client (or with yourself). Turn all the cards face up and glance at them quite informally. Pick a few to show, saying each card makes a statement about life and altogether they can tell every story. Say many people over many years developed Tarot as a tool to help us sort out our confusions.

{-That's a fond EXACT DESCRIPTION of

Long Ago, a summer afternoon, a rural Texas kitchen table, me demonstrating my 1st Tarot Deck, (its penciled cardboards anyway,) to my beloved Scientific Farmer father, he examining every handmade Tarot Card i handed over carefully, the way he studied a million do-it-yourself diagrams: Peering thru his bifocals slipped down on his nose.-}

Now ask the client for help doing this: Turn the cards face down and mix them all around. Then, with the cards still facing down, spread them neatly across to left and right.

Ask the client to choose an important aspect of their life situation and bring it into mind, something where they'd like good advice, or a hint of how to see things truthfully and usefully.

Say it does not need to be huge, but must be some issue in their life for which they honestly could use a bit of good advice or a wise impartial explanation.

You can trust that all discussion which is needed will arise from this.

Suggest that if they want to close their eyes they can, and say that when their issue is extremely vivid in their mind, as real and vivid as can be, please reach out and pick a card.

When they do so, have them turn the card face up and look. Ask them what it says, in both its picture and its words. Ask if this says something about their issue.

Looking at the card's words and picture yourself, give keen attention to everything the client says.

## "Shaman Tarot Journey" Series \* Part 2: My Cartomancy Method

cc Stone Riley 2022 \* Page 11 of 17

Fyi: The parts of this booklet are posts on my blog: "Stone Riley Druid Classroom"

---

### **The 2016 Instructions - continued 1**

If you need elaboration to take their meaning, courteously ask. If a bit of wisdom comes to mind you feel you ought to say, politely and kindly offer that.

But what inner voices should you give attention when you dare offering a client wisdom?

I'm sure at that moment you'd rather not be listening to your prejudices, envies, peevish discontents and petty bickerings, your self-indulgent self-deceits and crippling fears, etc.

You want a voice something like your natural, healthy, sane, creative, joyful, free and loving self.

If you are not yet accustomed to the amazing powers of intuition we all have, common property of our human race, first listen to whatever lessons you have learned in life yourself, and maybe to some philosophy of life you like, maybe some school of thought from some wise teacher you admire.

But definitely find a voice of love and optimism in those sources.

You will find other sources going forward. With effort you'll learn fast in this work, gaining excellent truths from clients, from the philosophy that's written in the Tarot deck, and from startling revelations about your own life that will appear.

You will find the sort of courage that is needed. So your effort is rewarded: You begin to recognize the voice of reliable intuition.

You may come to recognize it by its color,

so to speak, or by its musical tone perhaps, or by the direction from which it enters your mental space, etc. I expect you'll recognize it by its insistence that you give your full attention, and the exact precision of things it says when you do.

Of course when I call this a voice, you know it can be non-voice sounds, pictures you are shown, scents, floods of emotion, a memory of your life as an example of what's meant, etc.

But on opening your full attention while examining the card's words and picture, you discover a specific meaning you can tell. The card gives a vital a hint.

But you'll also find that many errors teach you moderation in your growing confidence: A toothache may distract you. Or there's two clients there and you say things to one that should be given to the other.

Of course telling a prediction might stop it coming true, and it seems the past can be altered too. There might come some startling spirit from the dead. You'll later think of things you should have said. So forth.

But in reading Tarot one hazard is above all else: As with any voice, what you perceive in the voice of intuition will be limited or opened by your beliefs and expectations.

And this sad situation equally: You will very often find the client cannot hear what you are saying because there is some fascinating fear or shame that holds their attention riveted instead.

But when your path brings you to this work you'll do it. You will simply do the best you can, with a firm and patient kindly manner resting in the faith this work is good.

## **The 2016 Instructions - continued 2**

Or you might take my word on this: We strive to bring things into consciousness because human consciousness is the decisive governor of human life.

Amid the universal dance of infinite creativity, each person's allotment of the universal mind, in subtle complex ways, through their conscious choices, makes their body and their fate.

So we use Tarot – like other such implements since human life and mind began – to lead our consciousness in keen sharp attention step by step bravely into our thoughts so thus our choices can be re-made wiser.

Thus reality, in its divine pleasure, sees and loves itself. You, doing this, are thus a priestly guide of souls through an enchanted wood, like, in my youth, I once saw painted on an ancient cup from Greece.

Proceed as needed with more cards, on the same or other issues. Feel free to point out details of an issue to the client, or ask for clarification from them, even courteously interrupting if you must.

Feel free to ask for clarification from the cards as well, then pull a card or two and tell the client what they say. Feel free to pray, but pray silently.

When otherwise finished, I like to finally ask the deck this question: "Please tell us what else we should know."

If you follow that practice, pull and read another card or two.

When all seems finished, I usually express, aloud or silently, my full true gratitude to

whatever spirit of this deck I imagine, and so I close the deck respectfully.

I finally hold the client's hands, if they allow, and quite sincerely say, "Thank you for your trust," understanding that they teach me, knowing their trust is holy.

### **> Further Study**

There are many books, good and bad, about Tarot. Some might probably be useful to you, but the best teacher is undoubtedly the deck itself.

I suggest this study: Get a Tarot deck with pictures that seem to speak to you, even if they whisper.

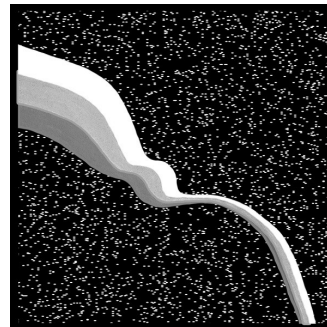
Now, on the first morning of a week choose some cards, 3 or 4 or more or less, and put them in your pocket. That week, watch for those in the world around.

Maybe create a poem and a picture when a card appears. That's how my first deck emerged. Or you might discuss the work with friends, which was delightful to me, or eat, sing and dance, consume intoxicating substances, or keep a diary.

Continue till the world reveals every card, or till you quit.

**(End of the 2016 instructions.)**

*"Z Is For  
Zodiac"  
From  
Singing  
Fish  
Tarot*



-----  
**Written in 2020: On Sheet #1 of  
"Alphabeticon Fortunetelling Tool"**

The Alphabeticon Tool is a Boxed Set that includes my Singing Fish Pocket Tarot, a set of dice, a cardboard box, and a stack of printed sheets, all adding up to a bizarre mythic-themed fortunetelling competitive party game.

These instructions are on the front of Sheet #1, and they teach a purely MENTAL way to read cards, without using physical cards, a valuable Magical Life Skill which would also be advantageous in the bizarre game.

Singing Fish is a "pocket" Tarot where the artist has not only shrunk the size of the cards, but also shrunk the number of them, here from 78 to 30. This makes a faster deck in general, and far better for purely mental work.

First the 22 Major Arcana, plus the 4 Aces, were renamed as the memorable 26 letters of the alphabet, and memorable words like "Apple" or "Zodiac" assigned to each, altho these 26 cards kept their traditional meanings.

Finally, to summarize the 48 non-Ace Minor Arcana which i left out, 4 new cards were invented named "Blank", "One", "Two" and "Three", simulating a cosmic rhythm that i feel in the Minor Arcana.

I've included the list of 30 card meanings below the instructions.

**The 2020 Instructions**

Note: The meanings of the cards are listed after this.

**>Guide To Life**

If you are chatting with someone or thinking alone, and suddenly, urgently, for some reason, you need a piece of philosophy or divination equipment, well here it is. Really.

This is an aid to thinking, an alphabet of life. You can use it for practical philosophy or for divination anywhere by yourself or in a conversation. You can use it in prayer also, or after you get used to it, use it in your dreams.

Simple example: Suppose you have a pressing question. Get it vivid in your mind. Try to brush away hopes and fears as much as you can, so they won't confuse you.

Then imagine speaking, like the cards are a person you're talking to.

Ask: Please show you one letter A to Z, or else show a number either 1, 2, or 3. Ask to see this clearly; or hear it clearly, or sense in some other way. Maybe ask for more than one, but very few. (In this work, I suggest that you do not us Blank.)

Next, to start your thinking, remember or read the meaning or meanings from the list.

Now pay attention to what comes to mind, trying to fit each thought to your question, and free-thinking from it too. Don't let ideas flit away, but look at every one.

When you are confused, just stop, think back on what's been thought so far. Watch for things big, beautiful, loud, or bright. Try those thoughts, take them seriously.

Seek some beautiful source, big or small, a voice of Truth and Love.



## "Shaman Tarot Journey" Series \* Part 2: My Cartomancy Method

cc Stone Riley 2022 \* Page 14 of 17

Fyi: The parts of this booklet are posts on my blog: "Stone Riley Druid Classroom"

---

### **The 2020 Instructions - continued**

Study this art over time. This is Good, it is Mercy and Respect, learning like you do in the mythic "Grail Question".

This is based on Tarot cards. Here are its 22 Major Arcana, plus its 4 Aces, plus an al-chemical 3-beat rhythm, the "Minor Arcana Eternal Creation Beat". Feel free to guess which letters are which Tarot cards.

My blessings to you! -Stone Riley

### **(End of the 2020 instructions.)**

### **The 2020 Card Meanings**

Singing Fish is a Pocket Tarot reduced to only 30 cards. The Major Arcana and Aces have kept their traditional meanings, but been re-named to the letters of the alphabet. I also invented these cards: Blank, One, Two, Three; to imitate a rhythm that i feel in the missing Minor Arcana.

#### **A is for Apple**

An apple is bright and juicy and there are seeds inside that will grow.

#### **B is for Baseball**

It's your turn at bat. Things will change fast so keep your eye on the ball.

#### **C is for Cup**

You look down in a cup of water and see your soul. Breathe. The vision ripples, changes.

#### **D is for Delivery Room**

It's like you gave birth. You did good. Rest, then go ahead.

#### **E is for Egg**

New things will begin soon. Get clean and well to break out of the shell.

#### **F is for Fruit**

It's like you have become delicious by ripening in the Sun.

#### **G is for Greed**

Nobody likes a miser. But you may have duties to supply. So think about it.

#### **H is for Help**

Open honest partnership is wonderful.

#### **I is for Island**

You are alone. So tend your garden.

#### **J is for Jack**

Jack was a brave boy who brought treasure home from a cruel land of giants and became a man.

#### **K is for Knots**

Untie your bundle of stuff so you can swap for new stuff and tie it up again

#### **L is for Lake**

Lie down in the beautiful water and let your true soul rise up to the surface.

#### **M is for Moon**

The astonishing mysteries of birth and death and birth and death.

#### **N is for Natural**

Drastic change is natural, so be your natural self.

#### **O is for Oh No!**

Total terrible surprise. Don't give up your finest goals.

#### **P is for Plant**

The life of plants is slow and still. Patience is strong.

#### **Q is for Quick**

Quick actions, quick feelings, quick understanding.

## "Shaman Tarot Journey" Series \* Part 2: My Cartomancy Method

cc Stone Riley 2022 \* Page 15 of 17

Fyi: The parts of this booklet are posts on my blog: "Stone Riley Druid Classroom"

---

### The 2020 Card Meanings - continued

#### **R is for Ride**

You're being carried to a new good place.

#### **S is for Sex**

Tender passion. Be together now, with another person or with yourself

#### **T is for Tree**

Reach deep for power. Stand up tall. Stretch out to the light.

#### **U is for UP!**

Leaping up into a lucky new life.

#### **V is for Vestibule**

The waiting room. But you can get ready for the future by looking back.

#### **W is for Walk**

Step by step, moving gradually ahead.

#### **X is for The Unknown**

Darkness. Have courage.

#### **Y is for You**

You are the center of what's happening now. Be good. Everything around you will be good.

#### **Z is for Zodiac**

Wisdom brings fulfillment. Be grateful, generous and happy.

#### **1 is for Unity**

Everything there is, or ever was, or ever will be, is all one holy living thing.

#### **2 is for Separation**

Inside or out, if there are boundaries there is force and life.

#### **3 is for Reunion**

All things are always kin to each other.

#### **BLANK**


Blank is not used in this purely mental work because it might close your psychic channel.

#### **BLANK**

When you're using physical cards, say this: Your question should not be answered for you at this time, but you're gaining wisdom so perhaps you understand.

**(End of the 2020 card meanings)**

-----  
**(End of Part 2)**



*"Fortuneteller's Table"  
Acrylic & digital -sr*

**= Part 3: Invitation To A Student Of Tarot =**

Fyi: On page 2 you can download a dramatic reading of this poem.

Here Is A Fortune Telling System,  
a magic book

.. a diagram of human life and soul wherein  
.. your intuition speaks the truth  
.. your self can never know or soon forgets.

Here is the classic deck of picture cards,  
.. the old city of 78 squares,  
.. the ancient map drawn  
.. up as though life were  
.. an ever-shifting game of 78 tiles whereon  
.. each human token at each moment falls.



*"Tarot World Map"*

In this book of pictures, poetry and prose,  
.. you will come upon a certain numbering of roads,  
.. a careful survey of the gods and men in their abodes,  
.. a full accounting of the ancestor odes.

Naked, clothe  
.. your self in daring and  
.. simply touch the flow of an infinite  
.. and ever-present  
.. moment which you know is ...

NOW, Feel at once the night and morning,  
.. thus come to be  
.. like a dolphin touching echoes  
.. in the ever-present sea.

Ask a question, touch a page;  
.. there study what good fortune  
.. and your own eye have to say.

## "Shaman Tarot Journey" Series \* Part 3: Invitation To A Student Of Tarot

cc Stone Riley 2022 \* Page 17 of 17

Fyi: The parts of this booklet are posts on my blog: "Stone Riley Druid Classroom"

To learn of life just ask for guidance;  
your own hand can point the way.

If you wish now, come with me;  
stand upon my shoulders as I walk the sea.

Repeat the journey trod when you were young,  
Hearken to the tale from your own tongue,  
At every marker stone embrace the view,

**Comprehend The Truth And Speak It New.**



"Under Sail"  
Pencil, acrylic, digital  
-sr

Here is the end of the  
"Shaman Tarot Journey" series.